

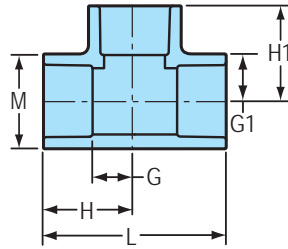


Turf & Irrigation Technical Information

EverTUFF® TURF™ Dimensions & Information

PVC & CPVC TEE

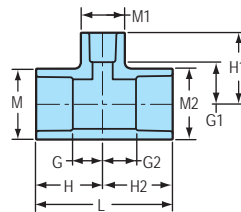
Socket x Socket x Socket



Part Number		Size	G	G1	H	H1	L	M
PVC	CPVC							
401-010T	401-010TC	1	13/16	13/16	1-31/32	1-31/32	3-15/16	1-11/16
401-012T	401-012TC	1-1/4	1	1	2-9/32	2-9/32	4-17/32	2-1/32
401-015T	401-015TC	1-1/2	1-1/8	1-1/8	2-17/32	2-17/32	5-1/32	2-9/32
401-020T	401-020TC	2	1-3/8	1-3/8	2-7/8	2-7/8	5-25/32	2-25/32
401-025T	401-025TC	2-1/2	1-11/16	1-11/16	3-7/16	3-7/16	6-7/8	3-3/8
401-030T	401-030TC	3	2-1/32	2-1/32	3-29/32	3-29/32	7-13/16	4-1/16
401-040T	401-040TC	4	2-19/32	2-19/32	4-7/8	4-7/8	9-25/32	5-7/32

PVC & CPVC REDUCING TEE

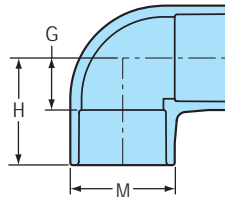
Socket x Socket x Socket



Part Number		Size	G	G1	G2	H	H1	H2	L	M	M1	M2
PVC	CPVC											
401-168T	401-168TC	1-1/4x1-1/4x1	13/16	1	13/16	2-3/32	2-5/32	2-3/32	4-5/32	2-1/32	1-11/16	2-1/32
401-212T	401-212TC	1-1/2x1-1/2x1-1/4	1	1-1/8	1	2-13/32	2-3/8	2-13/32	4-25/32	2-9/32	2-1/32	2-9/32
401-251T	401-251TC	2x2x1-1/2	1-3/8	1-3/8	1-3/8	2-21/32	2-3/4	2-21/32	5-5/16	2-25/32	2-5/16	2-25/32
401-292T	401-292TC	2-1/2x2-1/2x2	1-3/8	1-11/16	1-3/8	3-1/8	3-3/16	3-1/8	6-9/32	3-11/32	2-25/32	3-13/32
401-338T	401-338TC	3x3x2	1-3/8	2-1/32	1-3/8	3-1/4	3-17/32	3-1/4	6-17/32	4-1/16	2-25/32	4-1/16
401-422T	401-422TC	4x4x3	2-1/32	2-19/32	2-1/32	4-9/32	4-15/32	4-9/32	8-9/16	5-7/32	4-3/32	5-7/32

PVC & CPVC 90° ELBOW

Socket x Socket



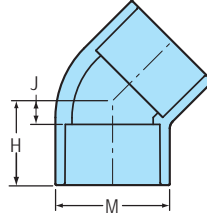
Part Number		Size	G	H	M
PVC	CPVC				
406-010T	406-010TC	1	29/32	2-1/32	1-21/32
406-012T	406-012TC	1-1/4	1-1/32	2-9/32	2-1/32
406-015T	406-015TC	1-1/2	1-5/32	2-17/32	2-9/32
406-020T	406-020TC	2	1-3/8	2-7/8	2-25/32
406-025T	406-025TC	2-1/2	1-23/32	3-15/32	3-3/8
406-030T	406-030TC	3	2	3-7/8	4-1/16
406-040T	406-040TC	4	2-11/16	4-15/16	5-7/32

Turf & Irrigation Technical Information
EverTUFF® TURF™ Dimensions & Information



PVC & CPVC 45° ELBOW

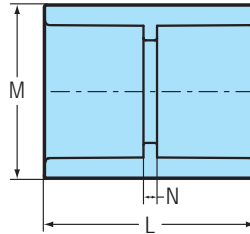
Socket x Socket



Part Number		Size	H	J	M
PVC	CPVC				
417-010T	417-010TC	1	1-5/8	15/32	1-11/16
417-012T	417-012TC	1-1/4	1-13/16	9/16	2-1/32
417-015T	417-015TC	1-1/2	1-31/32	19/32	2-9/32
417-020T	417-020TC	2	2-7/32	23/32	2-25/32
417-025T	417-025TC	2-1/2	2-5/8	7/8	3-3/8
417-030T	417-030TC	3	2-7/8	1	4-1/16
417-040T	417-040TC	4	3-9/16	1-5/16	5-7/32

PVC & CPVC COUPLING

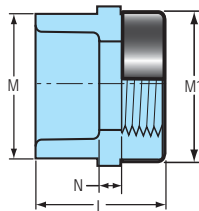
Socket x Socket



Part Number		Size	L	M	N
PVC	CPVC				
429-010T	429-010TC	1	2-11/32	1-21/32	3/32
429-012T	429-012TC	1-1/4	2-19/32	2-1/32	3/32
429-015T	429-015TC	1-1/2	2-7/8	2-9/32	3/32
429-020T	429-020TC	2	3-1/8	2-25/32	3/32
429-025T	429-025TC	2-1/2	3-11/16	3-3/8	3/16
429-030T	429-030TC	3	3-31/32	4-1/16	3/16
429-040T	429-040TC	4	4-25/32	5-1/4	1/4

PVC & CPVC SPECIAL REINFORCED FEMALE ADAPTER

Socket x SR Fipt



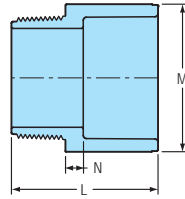
Part Number		Size	L	M	M1	N
PVC	CPVC					
435-010SRT	435-010SRTC	1	2-5/32	1-3/16	1-25/32	3/32
435-012SRT	435-012SRTC	1-1/4	2-5/16	2-3/32	2-1/16	3/32
435-015SRT	435-015SRTC	1-1/2	2-7/16	2-13/32	2-7/16	3/16
435-020SRT	435-020SRTC	2	2-11/16	3	3-1/32	9/32
435-025SRT	435-025SRTC	2-1/2	3-9/32	3-9/16	3-19/32	7/32
435-030SRT	435-030SRTC	3	3-1/2	4-1/4	4-9/32	3/16
435-040SRT	435-040SRTC	4	3-31/32	5-7/32	5-7/32	7/32



Turf & Irrigation Technical Information
EverTUFF® TURF™ Dimensions & Information

PVC & CPVC MALE ADAPTER

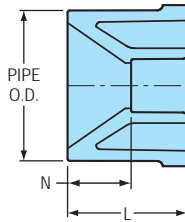
Mipt x Socket



Part Number		Size	L	M	N
PVC	CPVC				
436-010T	436-010TC	1	1-1/8	1-11/16	7/32
436-012T	436-012TC	1-1/4	2-1/2	2-1/16	7/32
436-015T	436-015TC	1-1/2	2-5/8	2-5/16	7/32
436-020T	436-020TC	2	2-25/32	2-25/32	7/32
436-025T	436-025TC	2-1/2	3-19/32	3-3/8	9/32
436-030T	436-030TC	3	3-13/16	4-3/32	5/32
436-040T	436-040TC	4	4-13/32	5-1/4	13/32

**PVC & CPVC REDUCER BUSHING
 (Flush Style)**

Spigot x Socket



Part Number		Size	L	N
PVC	CPVC			
437-292	437-292C	2-1/2x2	2-1/16	17/32
437-338	437-338C	3x2	2-7/32	9/16
437-422	437-422C	4x3	2-19/32	11/16