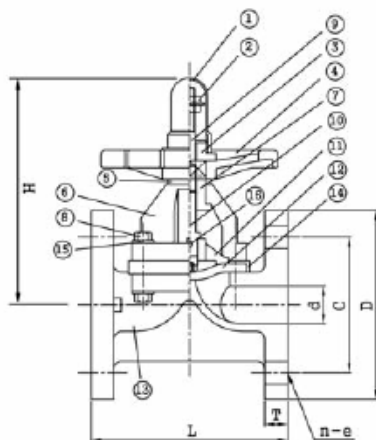
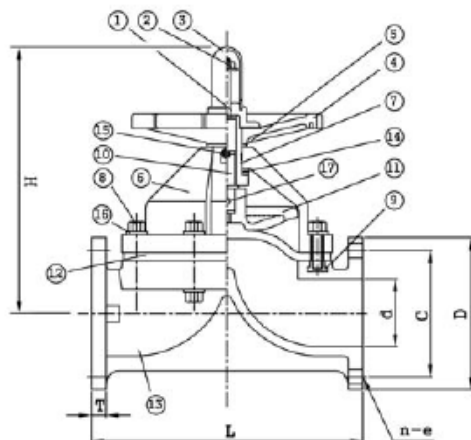


Technical Information – PVC/CPVC Flanged



1/2" - 1-1/4" Parts List & Dimensions

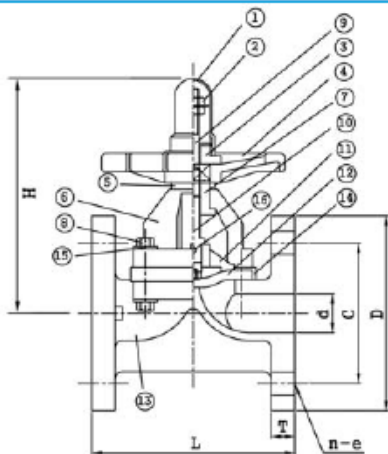
- | | | |
|------------------|----------------|---------------------------|
| 1. Gauge Cap | 7. Sleeve | 13. Body |
| 2. Stopper Nut | 8. Bolt & Nut | 14. Diaphragm Cover Plate |
| 3. Lock Nut | 9. Stem | 15. Washer |
| 4. Hand Wheel | 10. Spindle | 16. Pin |
| 5. Thrust Washer | 11. Compressor | 12. Diaphragm |
| 6. Bonnet | | |



1-1/2" - 6" Parts List & Dimensions

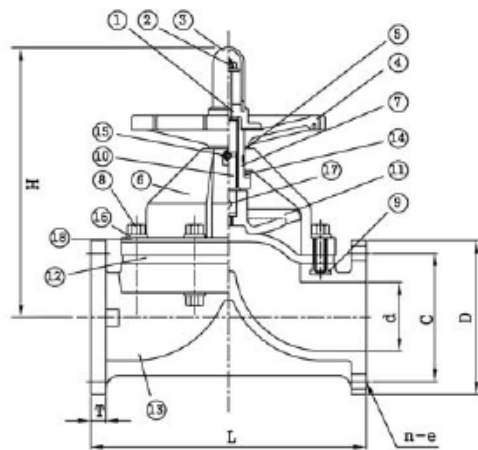
- | | | |
|------------------|-----------------|-------------------------|
| 1. Lock Nut | 7. Sleeve | 13. Body |
| 2. Stopper Nut | 8. Bolt | 14. Thrust Ball Bearing |
| 3. Gauge Cap | 9. Inserted Nut | 15. Grease Nipple |
| 4. Hand Wheel | 10. Stem | 16. Washer |
| 5. Thrust Washer | 11. Compressor | 17. Pin |
| 6. Bonnet | 12. Diaphragm | |

Technical Information – PPL/PVDF Flanged



1/2" - 1-1/4" Parts List & Dimensions

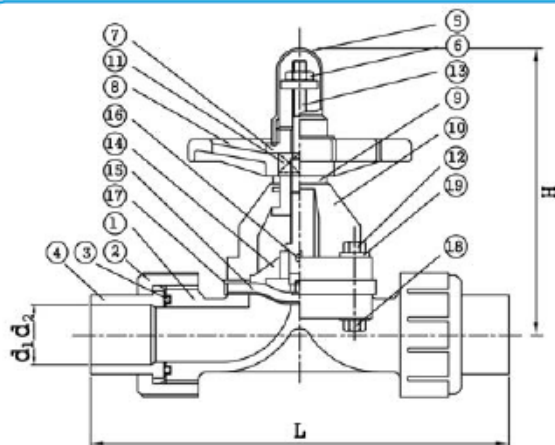
- | | | |
|------------------|----------------|-------------------|
| 1. Lock Nut | 7. Sleeve | 13. Body |
| 2. Stopper Nut | 8. Bolt | 14. Thrust Ball |
| 3. Gauge Cap | 9. Insert Nut | Bearing |
| 4. Hand Wheel | 10. Stem | 15. Grease Nipple |
| 5. Thrust Washer | 11. Compressor | 16. Washer |
| 6. Bonnet | 12. Diaphragm | 17. Pin |



1-1/2" - 10" Parts List & Dimensions

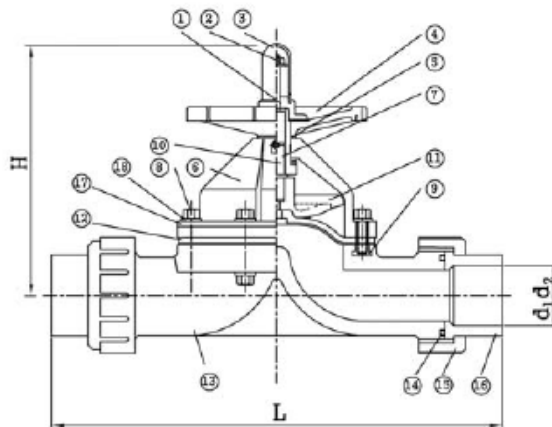
- | | | |
|------------------|-----------------|-------------------------|
| 1. Lock Nut | 7. Sleeve | 13. Body |
| 2. Stopper Nut | 8. Bolt | 14. Thrust Ball Bearing |
| 3. Gauge Cap | 9. Inserted Nut | 15. Grease Nipple |
| 4. Hand Wheel | 10. Stem | 16. Washer |
| 5. Thrust Washer | 11. Compressor | 17. Pin |
| 6. Bonnet | 12. Diaphragm | 18. Plate |

Technical Information – PVC/CPVC/PPL/PVDF True Union



1/2" - 1" Parts List & Dimensions

- | | | |
|--------------------|------------------|---------------|
| 1. Union Body | 8. Hand Wheel | 15. Diaphragm |
| 2. Union Gland Cap | 9. Thrust Washer | 16. Pin |
| 3. Union O-Ring | 10. Bonnet | 17. Diaphragm |
| 4. Union Body Cap | 11. Sleeve | 18. Bolt |
| 5. Gauge Cap | 12. Nut | 19. Washer |
| 6. Stopper Nut | 13. Stem | |
| 7. Lock Nut | 14. Compressor | |



1-1/4" - 2" Parts List & Dimensions

- | | | |
|------------------|------------------|------------|
| 1. Lock Nut | 8. Bolt | 15. Union |
| 2. Stopper Nut | 9. Inserted Nut | Gland Cap |
| 3. Gauge Cap | 10. Sleeve | 16. Union |
| 4. Hand Wheel | 11. Compressor | Body Cap |
| 5. Thrust Washer | 12. Diaphragm | 17. Plate |
| 6. Bonnet | 13. Unionbody | 18. Washer |
| 7. Stem | 14. Union O-Ring | |